Deducing Errors

Andreas Zeller

1

Next Week

- Tuesday: Q&A session *09:00 – 10:00*
- Thursday: Andrzej on Mining Anomalies

2

2

Deducing Errors

Andreas Zeller

3

Obtaining a Hypothesis

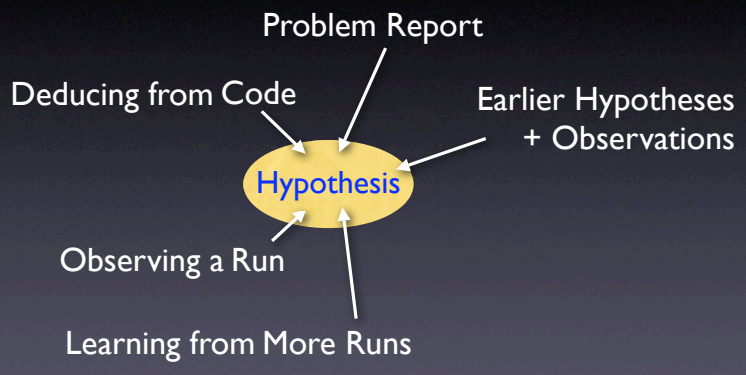

Reasoning about Runs

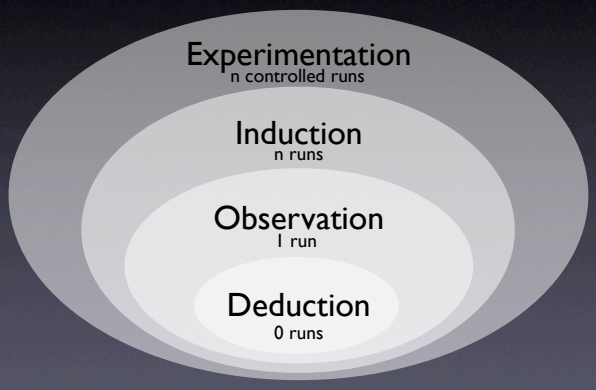

Reasoning about Runs

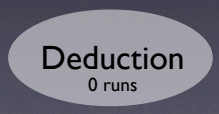

What's relevant?

```
10 INPUT X
20 Y = 0
30 X = Y
40 PRINT "X = ", X
```


Fibonacci Numbers

$$fib(n) = \begin{cases} 1, & \text{for } n = 0 \vee n = 1 \\ fib(n-1) + fib(n-2), & \text{otherwise} \end{cases}.$$

1	1	2	3	5	8	13	21	34	55

fibo.c

```c
int fib(int n)
{
    int f, f0 = 1, f1 = 1;

    while (n > 1) {
      n = n - 1;
      f = f0 + f1;
      f0 = f1;
      f1 = f;
    }

    return f;
}
```

```c
int main()
{
  int n = 9;

  while (n > 0)
  {
    printf("fib(%d)=%d\n",
           n, fib(n));
    n = n - 1;
  }

    return 0;
}
```

Fibo in Action

```
$ gcc -o fibo fibo.c
$ ./fibo
fib(9)=55
fib(8)=34
...
fib(2)=2
fib(1)=134513905
```

Where does fib(1) come from?

Effects of Statements

- Write. A statement can change the program state (i.e. write to a variable)
- Control. A statement may determine which statement is executed next (other than unconditional transfer)

Affected Statements

- Read. A statement can read the program state (i.e. from a variable)
- Execution. To have any effect, a statement must be executed.

Effects in fibo.c

	Statement	Reads	Writes	Controls
0	fib(n)		n	1-10
1	int f		f	
2	f0 = 1		f0	
3	f1 = 1		f1	
4	while (n > 1)	n		5-8
5	n = n - 1	n	n	
6	f = f0 + f1	f0, f1	f	
7	f0 = f1	f1	f0	
8	f1 = f	f	f1	
9	return f	f	<ret>	

Control Flow

```
int fib(int n)
{
    int f, f0 = 1, f1 = 1;

    while (n > 1) {
      n = n - 1;
      f = f0 + f1;
      f0 = f1;
      f1 = f;
    }

    return f;
}
```

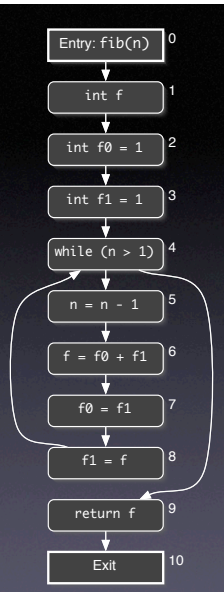

The CFG is best developed incrementally on an extra board.

Control Flow Patterns

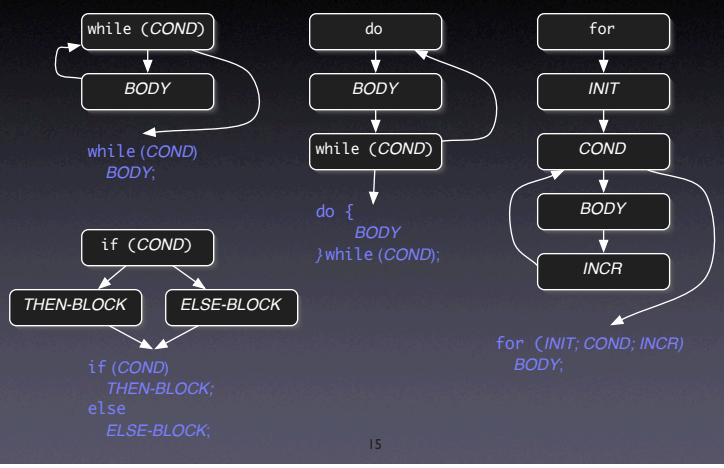

Dependences

A - - - - ▶ B
Data dependency:
A's data is used in B;
B is data dependent on A

A · · · · ▶ B
Control dependency:
A controls B's execution;
B is control dependent on A

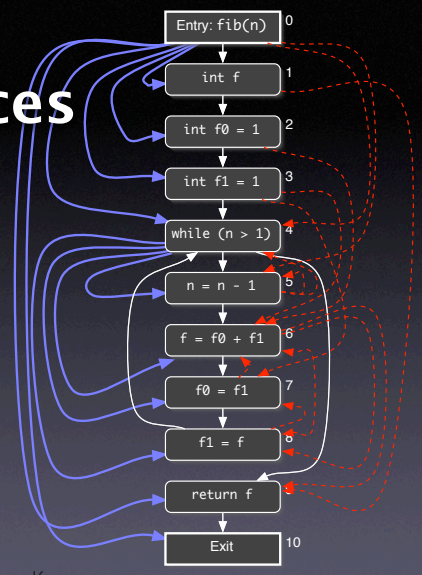

16

Again, this is best developed interactively on the board (possibly by having the students call further dependences)

16

Dependences

Following the dependences, we can answer questions like

- Where does this value go to?
- Where does this value come from?

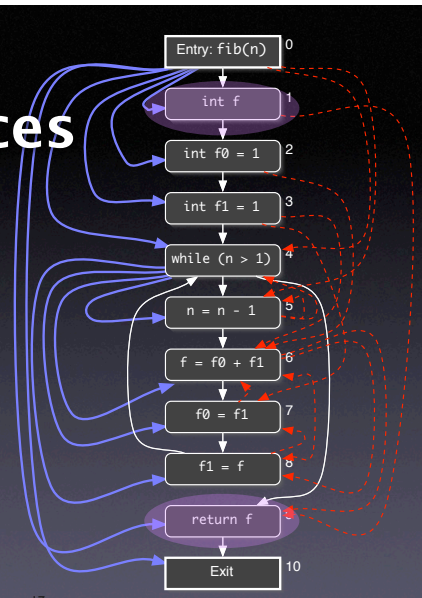

17

Again, this is best developed interactively on the board (possibly by having the students call further dependences)

17

Navigating along Dependences

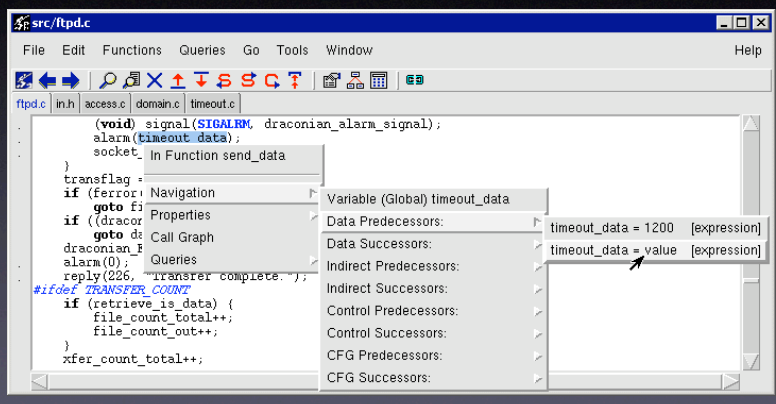

18

18

Program Slicing

- A *slice* is a subset of the program
- Allows programmers to *focus on what's relevant* with respect to some statement S:
  - All statements influenced by S
  - All statements that influence S

19

19

Forward Slice

- Given a statement A, the forward slice contains all statements whose read variables or execution could be influenced by A
- Formally:
  $S^F(A) = \{B | A \rightarrow^* B\}$

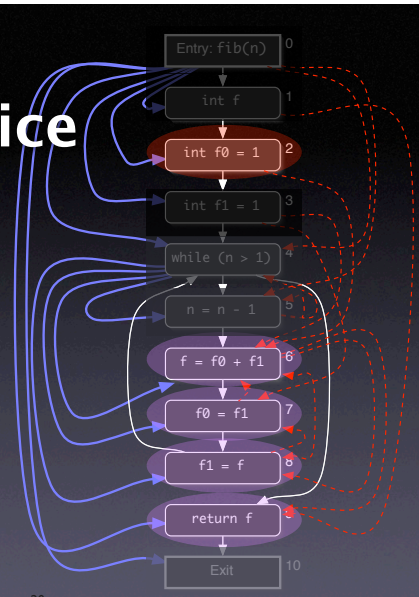

20

20

Again, this is best developed interactively on the board (possibly by having the students call further dependences)

Backward Slice

- Given a statement B, the backward slice contains all statements that could influence the read variables or execution of B
- Formally:
  $S^B(B) = \{A | A \rightarrow^* B\}$

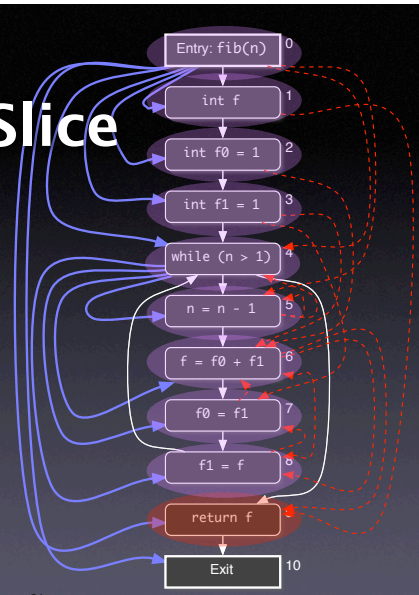

21

21

Again, this is best developed interactively on the board (possibly by having the students call further dependences)

Two Slices

```
int main() {
  int a, b, sum, mul;
  sum = 0;
  mul = 1;
  a = read();
  b = read();
  while (a <= b) {
    sum = sum + a;
    mul = mul * a;
    a = a + 1;
  }
  write(sum);
  write(mul);
}
```

Backward slice of sum

Backward slice of mul

Slice Operations:

- Backbones
- Dices
- Chops

Backbone

```
  a = read();
  b = read();
  while (a <= b) {

    a = a + 1;
```

- Contains only those statement that occur in both slices
- Useful for focusing on common behavior

Two Slices

```
int main() {
  int a, b, sum, mul;
  sum = 0;
  mul = 1;
  a = read();
  b = read();
  while (a <= b) {
    sum = sum + a;
    mul = mul * a;
    a = a + 1;
  }
  write(sum);
  write(mul);
}
```

Backward slice of sum

Backward slice of mul

Slice Operations:

- Backbones
- Dices
- Chops

Dice

```
sum = 0;

sum = sum + a;

write(sum);
```

- Contains only the difference between two slices
- Useful for focusing on differing behavior

25

25

Chop

- Intersection between a forward and a backward slice
- Useful for determining influence paths within the program

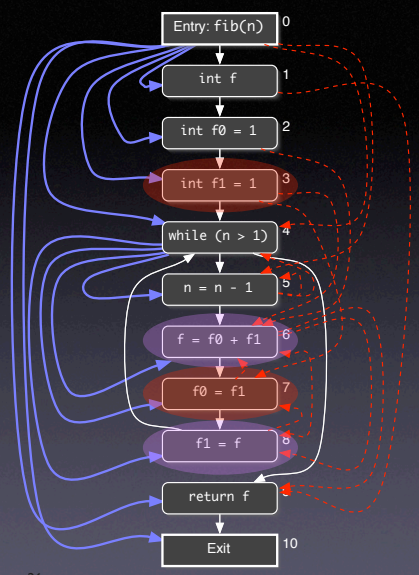

26

Again, this is best developed interactively on the board (possibly by having the students call further dependences)

26

Leveraging Slices

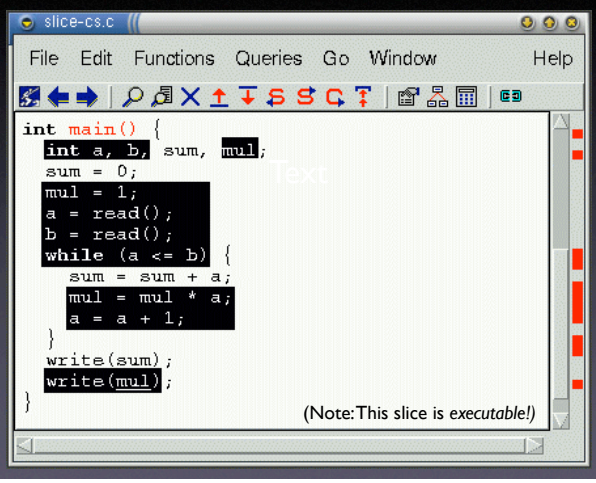

27

Deducing Code Smells

- Use of uninitialized variables
- Unused values
- Unreachable code
- Memory leaks
- Interface misuse
- Null pointers

Uninitialized Variables

```
$ gcc -Wall -O -o fibo fibo.c
fibo.c: In function `fib':
fibo.c:7: warning: `f' might be
used uninitialized in this
function
```


False Positives

```
int go;
switch (color) {
    case RED:
    case AMBER:
        go = 0;
        break;
    case GREEN:
        go = 1;
        break;
}
if (go) { ... }
```

warning: `go' might be used uninitialized in this function

Unreachable Code

```
if (w >= 0)
    printf("w is non-negative\n");
else if (w > 0)
    printf("w is positive\n");
```

warning: will never be executed

31

31

Memory Leaks

```
int *readbuf(int size)
{
    int *p = malloc(size * sizeof(int));
    for (int i = 0; i < size; i++) {
        p[i] = readint();
        if (p[i] == 0)
            return 0;  // end-of-file
    }
    return p;
}
```

memory leak

32

32

Interface Misuse

```
void readfile()
{
    int fp = open(file);
    int size = readint(file);
    if (size <= 0)
        return;
    ...
    close(fp);
}
```

stream not closed

33

33

Null Pointers

```
int *readbuf(int size)
{
    int *p = malloc(size * sizeof(int));
    for (int i = 0; i < size; i++) {
        p[i] = readint();
        if (p[i] == 0)
            return 0;  // end-of-file
    }
    return p;
}
```

p may be null

Findbugs

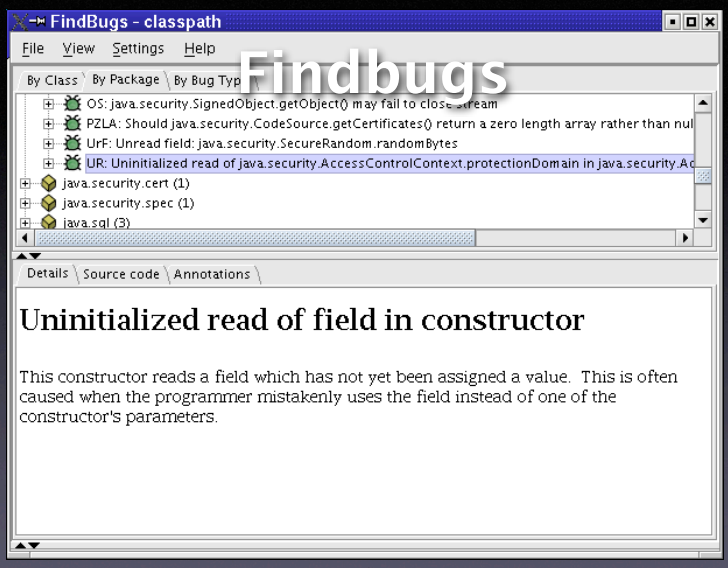

Defect Patterns

- Class implements `Cloneable` but does not define or use `clone` method
- Method might ignore exception
- Null pointer dereference in method
- Class defines `equal()`; should it be `equals()`?
- Method may fail to close database resource
- Method may fail to close stream
- Method ignores return value
- Unread field
- Unused field

Limits of Analysis

```
int x;
for(i=j=k=1;--j||k;k=j?i%j?k:k-j:(j=i+=2));
write(x);
```

- Is x being used uninitialized or not?
- Loop halts only if there is an odd perfect number (= a number that's the sum of its proper positive divisors)


```
static void shell_sort(int a[], int size)
{
    int i, j;
    int h = 1;
    do {
        h = h * 3 + 1;
    } while (h <= size);
    do {
        h /= 3;
        for (i = h; i < size; i++)
        {
            int v = a[i];
            for (j = i; j >= h && a[j - h] > v; j -= h)
                a[j] = a[j - h];
            if (i != j)
                a[j] = v;
        }
    } while (h != 1);
}
```

Conservative approximation: any a[] depends on all a[]

Causes of Imprecision

- Indirect access, as in a[i]
- Pointers
- Functions
- Dynamic dispatch
- Concurrency

Risks of Deduction

- Code mismatch. Is the run created from this very source code?
- Abstracting away. Failures may be caused by a defect in the environment.
- Imprecision. A slice typically encompasses 90% of the source code.

Increasing Precision

- Verification. If we know that certain properties hold, we can leverage them in our inference process.
- Observation. Facts from concrete runscan be combined with deduction.

…in the weeks to come!

Concepts

★ To reason about programs, use

- deduction (0 runs)
- observation (1 run)
- induction (multiple runs)
- experimentation (controlled runs)

Concepts (2)

- To isolate value origins, follow back the dependences
- Dependences can uncover *code smells* such as
  - uninitialized variables
  - unused values
  - unreachable code
- Get rid of smells before debugging

Concepts (3)

- To slice a program, follow dependences from a statement S to find all statements that
  - could be influenced by S (forward slice)
  - could influence S (backward slice)

Concepts (4)

- Using deduction alone includes a number of risks, including code mismatch, sbstracting away, and imprecision.
- Any deduction is limited by the halting problem and must thus resort to conservative approximation.
- For debugging, deduction is best combined with actual observation.

Next Week

- Tuesday: Q&A session *09:00 – 10:00*
- Thursday: Andrzej on Mining Anomalies